

Course Content

Quick Start

Content is where you find course material such as the syllabus, lecture notes, and readings.

Sections

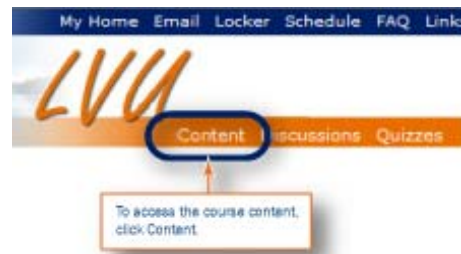
Accessing Course Content

Viewing Course Content

Navigating course content

Submitting feedback

Accessing Course Content



If a specific learning path has been defined for your course some content areas are only available to you once you complete prerequisite sections or assignments.

Note

As of 8.4 you can no longer right click on topics to open them in a new window or tab.

Viewing Course Content

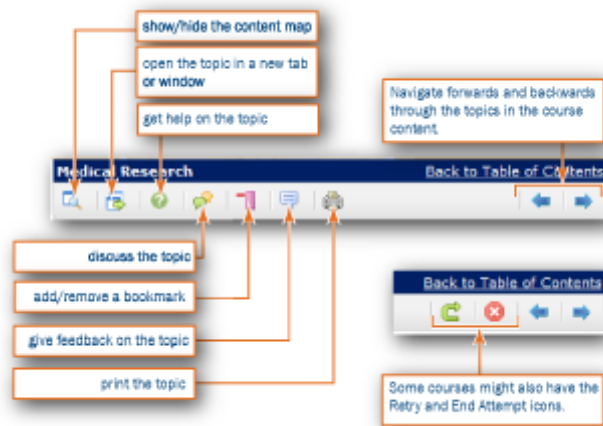
When you access the Content tool you see the table of contents or a custom home page, depending on the course.



Navigating course content

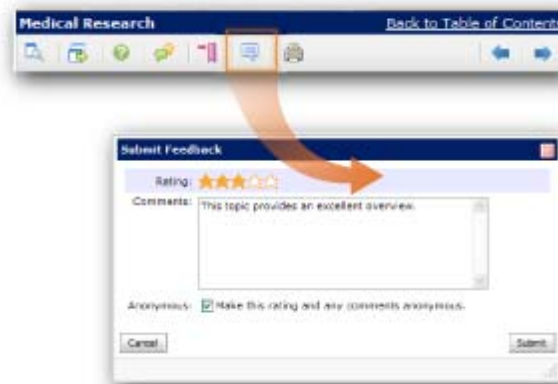
Use icons to:

- Navigate between topics.
- Show or hide the content map in the sidebar.
- Get help on the topic.
- Discuss the topic.
- Print the topic.
- Add or remove bookmarks.
- Open the topic in a new tab or window.



Submitting feedback

When you click the feedback icon, you can rate topics from 1 to 5 stars and leave a comment. Your feedback can be either anonymous, or include your name.



Problems with WMA and WMV files

Using Firefox, if you attempt to access topics that use WMA and WMV files you encounter an error, and cannot access the file.

Workaround for problems with WMA and WMV files

You need a Microsoft plug-in for the Firefox browser. You can download the plugin here:

<http://port25.technet.com/pages/windows-media-player-firefox-plugin-download.aspx>

If you still encounter problems accessing the topic or file, use Internet Explorer.